

# Easter Craft and Games

## Zoom Gathering

### Sunday, March 21 at 3:00pm

Join Zoom Meeting

<https://zoom.us/j/91273794957?pwd=ZzRhT3IrazhJUWxHYXRCCUtKL29zZz09>

Meeting ID: 912 7379 4957

Passcode: Easter


Please save the attached pages for this craft session.

Also needed:

Crayons/colored pencils

Scissors

Glue stick



## Simple Triduum Prayer Service

**Leader:**

Loving God, on Holy Thursday we gather to remember the Last Supper, on Good Friday we gather to remember the gift of Jesus' last human breath, and at the Easter Vigil we gather to celebrate the last of the darkness. Be with us as we gather to learn and remember anew the gift of the Easter Triduum in our lives.

Amen

**Gather symbols:** white cloth or towel, piece of bread or a cracker, your wooden cross, Bible, tealight candle, bowl of water.

### Reader One

The Triduum is actually one celebration that takes place on three days.

Bless us, O God, with serving hearts and lives that witness to Jesus' life, death, and resurrection.

**All:** Bless us with serving hearts!

*Symbol Carrier: Drape the white cloth/towel on the prayer center table.*

### Reader Two

On Holy Thursday we gather to wash feet in service to one another and to break bread that we might become the body of Christ in the world.

Bless us, O God, with serving hearts!

**All:** Bless us with serving hearts!

*Symbol Carriers: Place the symbol of bread/cracker in the prayer center.*

### Reader Three

On Good Friday we gather to mourn our sinfulness and to thank Jesus for the gift of his life that we might understand and be transformed by God's love for us.

Bless us, O God, with serving hearts and hands that bring your love to the world.

**Leader:**

God of life, death, and new birth, we pray together the prayer your son Jesus gave us to pray to you: Our Father... Amen

**All:** Bless us with serving hearts!

*Symbol Carrier: Place the symbol of the wooden cross in the prayer center.*

### Reader Four

At the Easter Vigil we first listen to our story of salvation, all the way from the book of Genesis to the prophets proclaiming the birth of Christ. Our story is one of faithfulness -- of God's unending faithfulness to his people.

Bless us, O God, with serving hearts and feet that carry your Word to the world.

**All:** Bless us with serving hearts!

*Symbol Carrier: Place the Bible in the prayer center.*

### Reader Five

At the Easter Vigil we light the new fire, bless the waters of baptism, and have the privilege of welcoming new members to our community.

Bless us, O God, with serving hearts and a community that warmly welcomes those whom you call to join us.

**All:** Bless us with serving hearts!

*Symbol Carrier: Place the bowl of water in the prayer center and light the candle.*

**The Last Supper**

"Jesus took the bread, blessed and broke it saying 'Take this and eat it; this is my body.'"

Matt. 26:26

**The Holy Spirit Comes Down**

"And there appeared to them tongues as of fire, resting on each one of them. And they were all filled with the Holy Spirit."

Acts 2: 3-4

**Jesus Crucified**

"Jesus cried out with a loud voice 'My God, my God, why have you forsaken me?' He cried again and yielded up His spirit."

Matt. 27: 46, 50

**Jesus Prays in Gethsemane**

"He fell on his face and prayed, 'My father, if it is possible let this cup pass from me; but not as I will but as you will.'"

Matt. 26: 39

**The Ascension of Jesus**

"As they were looking on, He was lifted up, and a cloud took Him out of their sight."

Acts 1: 9

**Resurrection of Jesus**

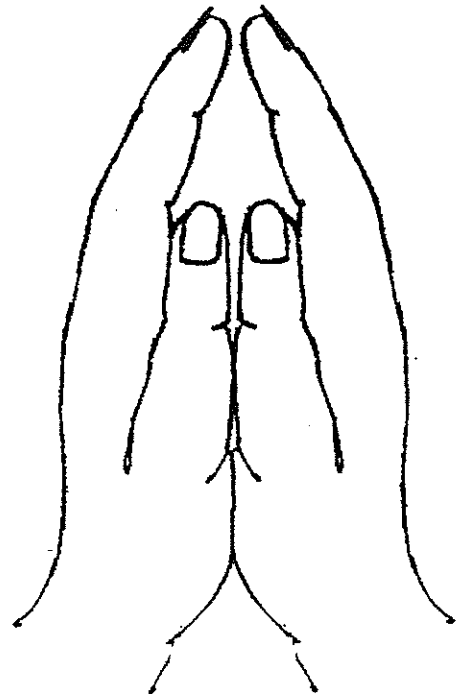

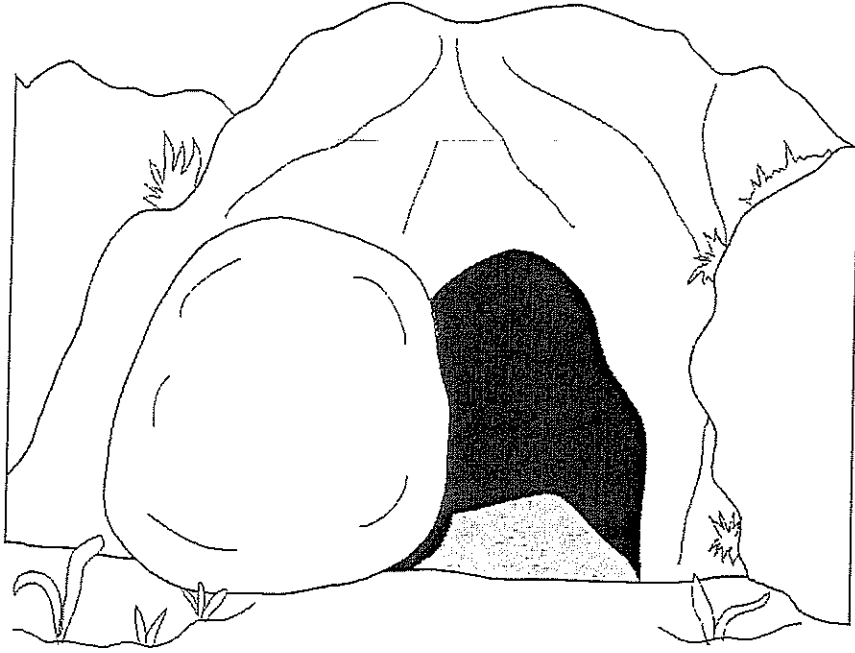
"He is not here for He has risen!"


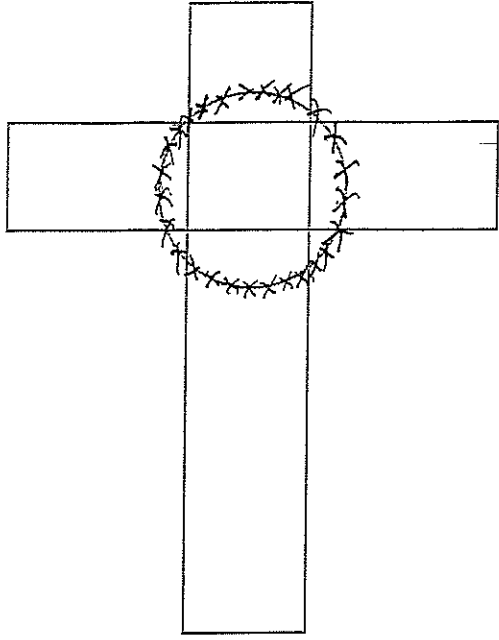
Matt. 28: 6

**Jesus Enters Jerusalem**

"The crowd spread garments on the road and others spread palm branches. They shouted 'Hosanna in the highest!'"

Matt. 21: 8-9





ASCENSION

***Easter Oreo Bark*** is a festive, simple and delicious treat that only takes 5 minutes to put together! It includes vanilla candy coating, Easter m&m's, oreos, and sprinkles!

---

**MELT.** Melt package of candy coating in a small pot on low heat – stirring constantly until all melted. Pour over a baking sheet lined with parchment paper.

**SPRINKLE.** Sprinkle on crushed oreos, M&Ms and sprinkles.

**CHILL.** Place in fridge for 30-60 minutes until the candy is set.

**BREAK.** Break into pieces (whatever size you desire).

**Cutting neat squares:** Most candy barks are typically broken into uneven pieces, but if you want to try and cut more even squares all you need is a hot knife. Grab a sharp kitchen knife and dip it in hot water. Wipe the blade and cut. Reheat the blade as needed.

**Switch it up:** You can easily add any kind of festive topping you wish. As the pictures show we also added easter pastel M&Ms. I've even seen some Easter bark with mini jelly beans and colored mini marshmallows. Aside from changing up the toppings you can also change up the base flavor and use white chocolate instead of vanilla bark.

